
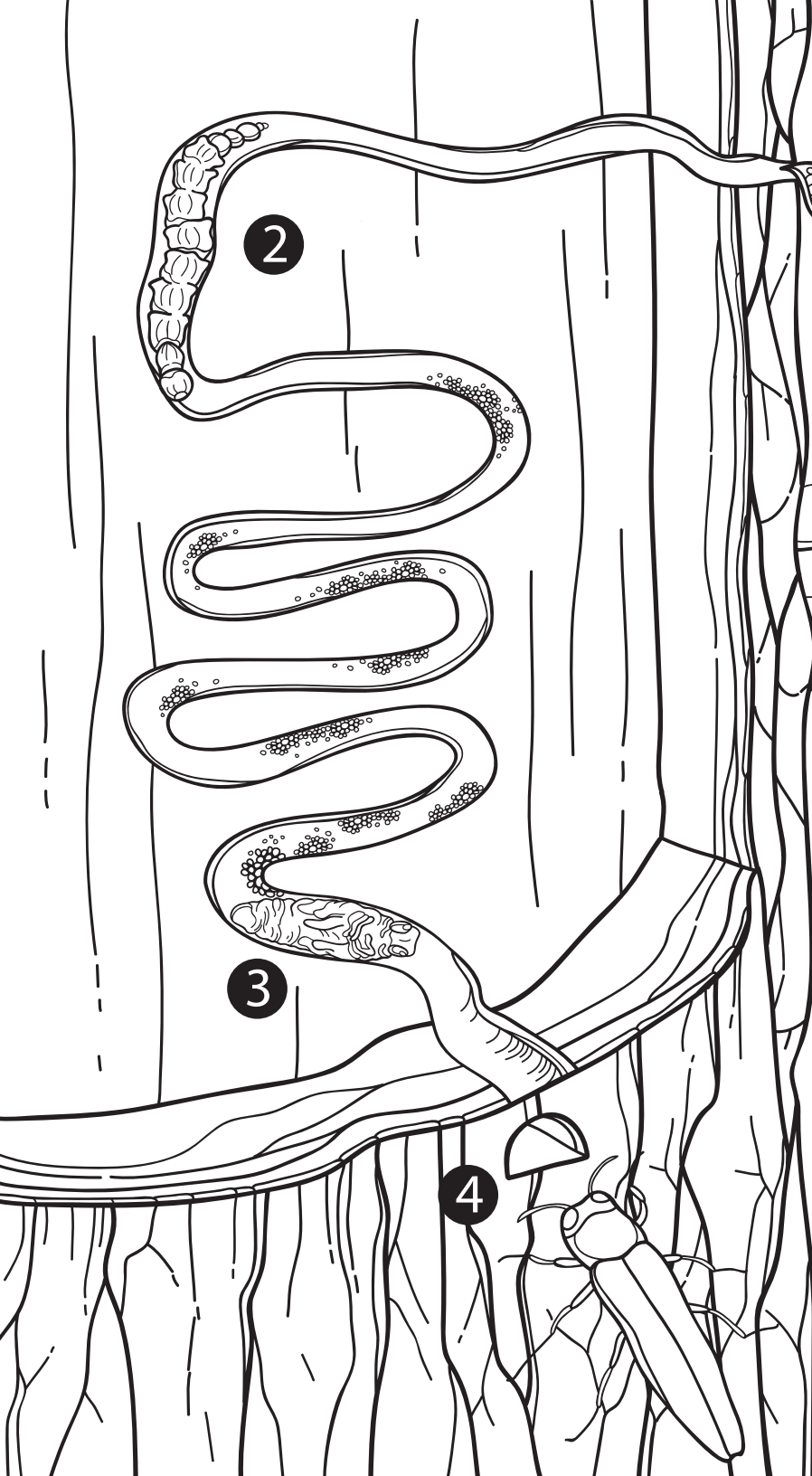


Emerald Ash Borer: An Invasive Forest Pest

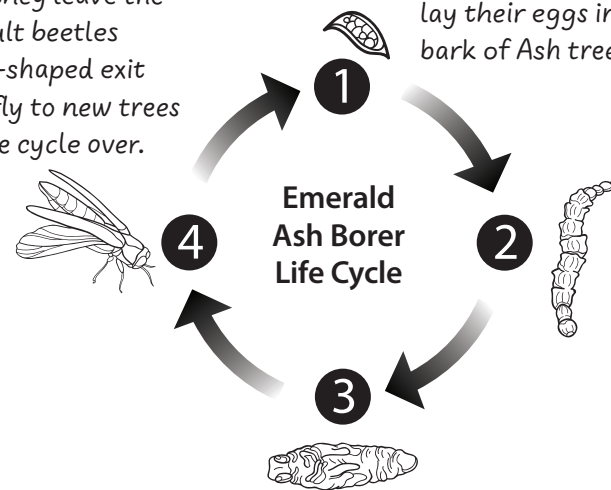



4. In spring, they leave the tree as adult beetles through D-shaped exit holes and fly to new trees to start the cycle over.

1. Emerald Ash Borers lay their eggs in the bark of Ash trees.

2. The larvae chew through the bark creating S-shaped galleries that harm the tree leading to tree death.

3. EAB pupate in the galleries.





EAB can kill up to **99%** of Ash trees in an area.

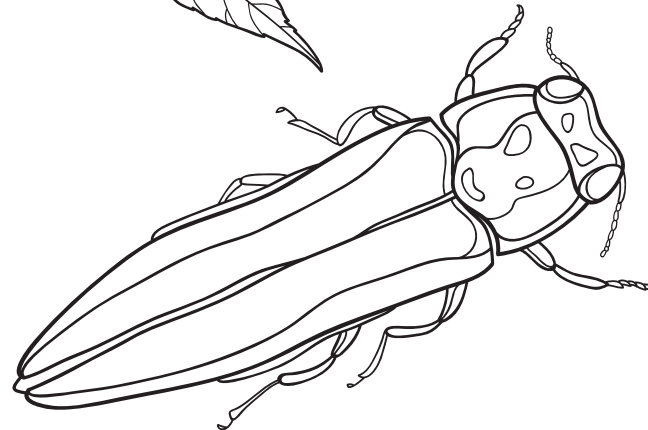
Ash trees have opposite compound leaves with fine-toothed leaflets.



Adult beetles feed on the leaves of Ash trees, but do little damage.

Did you know?

- © Adult beetles are small. They are often compared to the size of a grain of rice!
- © **Emerald Ash Borer** get their name from their metallic green color.



Emerald Ash Borer

What can you do to help?

Visit [iNaturalist.ca](https://www.inaturalist.ca) to report an infestation of Emerald Ash Borer.
Don't move firewood from one place to another - that may transport the Emerald Ash Borer to new areas.

With support from:

